

T50

**500 KG
1102 LBS**

IT Doppia velocità di traslazione e tripla pompa idraulica caratterizzano il modello T50. Con portata da 500 kg è il minidumper ideale per lavori su terreni morbidi o accidentati. Grazie alla seconda velocità è possibile accelerare i tempi di movimentazione dei materiali sul cantiere.

EN Double-speed of translation and triple hydraulic pump distinguish T50 model. With its 1102 lbs capacity, it is the ideal minidumper to work on soft or rough ground and, thanks to the second speed, it is possible to accelerate material handling times into construction sites.

Cassone rinforzato
Heavy duty bucket



Equipaggiato con / Equipped with:
Honda 7.9 HP

T50 • MINIDUMPER

CNF—CONSTRUCTION EQUIPMENT

5



Versioni disponibili · Available models

1

Diesel o benzina
Gasoline or diesel engine

2

Avviamento manuale o elettrico
Manual or electric starting

3

Tre pompe idrauliche a ingranaggi
Three hydraulic gear pumps

4

Trasmissione idrostatica
Hydrostatic transmission

5

Rulli oscillanti
Rocking rollers

VANTAGGI / ADVANTAGES



Rulli oscillanti
Rocking rollers

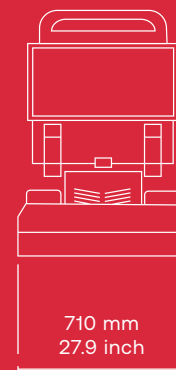
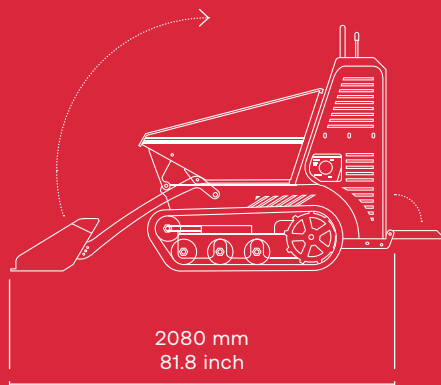


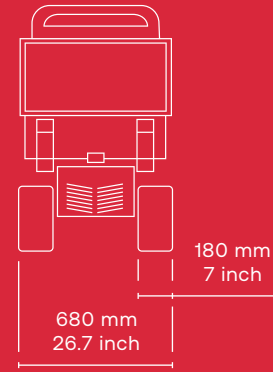

Pedana ammortizzata
Soften foot-plate

T50

MINIDUMPER

CAPACITÀ OPERATIVA
OPERATING WEIGHT
500 KG · 1102 LBS

LARGHEZZA AI CINGOLI
TRACK WIDTH
680 MM · 26.7 INCH



**MOTORE TERMICO
ENGINE**

- HONDA GX240
- YANMAR L70

**TRASMISSIONE
TRANSMISSION**

- IDROSTATICA
- HYDROSTATIC

**POMPA IDRAULICA
HYDRAULIC PUMP**

- 3 X INGRANAGGI
- 3 X GEAR PUMP

**MOTORE IDRAULICO
HYDRAULIC MOTOR**

- 2 x ORBITALI
- 2 x ORBITAL

**PORTATA POMPA
PUMP FLOW RATE**

- 3 x 14 l/min
- 3 x 3.8 gpm

**PRESSIONE MASSIMA
MAX PRESSURE**

180 bar

**RAFFREDDAMENTO IDRAULICO
HYDRAULIC COOLING SYSTEM**

- ARIA
- AIR

**LARGHEZZA CINGOLI
TRACK WIDTH**

- 180 mm
- 7 inch

**RULLI
TRACK ROLLERS**

3

**RULLI OSCILLANTI
ROCKING ROLLERS**

- SI
- YES

**REGOLAZIONE CINGOLI
TRACK TENSIONER**

- SI
- YES

**2 VELOCITÀ DI TRASLAZIONE
2 TRAVEL SPEEDS**

- 2.5 – 3.5 km/h
- 1.55 – 2.2 mp/h


**CAPACITÀ OPERATIVA
OPERATING WEIGHT**

- 500 kg
- 1102 lbs


**MASSA A VUOTO
EMPTY WEIGHT**

- 340 kg
- 749 lbs



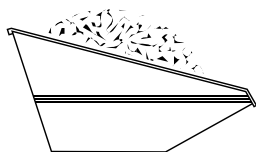
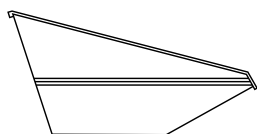
CARATTERISTICHE TECNICHE / TECHNICAL FEATURES

 RASO 0.22 m³
STRUCK 0.28 yd³

 COLMO 0.29 m³
HEAPED 0.37 yd³

 RASO 0.15 m³
STRUCK 0.19 yd³

 COLMO 0.23 m³
HEAPED 0.30 yd³



CAPACITÀ / CAPACITY